

RACE TRANSPORTER

STYLE, SUBSTANCE, SPACE

BRIAN JAMES TRAILERS

»» Connected to you



Your official dealer :

Alsa Remorque

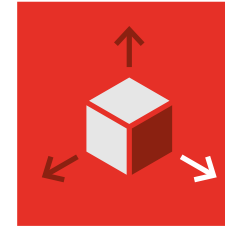
RACE TRANSPORTER 6



Alsa Remorque

RACE TRANSPORTER 6

PURPOSE, PRECISION,
PERFORMANCE



**BUILT
ON
INNOVATION**



Whether for supercar exotics, motorsport or classics, **Race Transporter 6** achieves unrivalled practicality and competence.

Offering two width and three length options, the widest being the same as an HGV transporter, **Race Transporter 6** will handle wide sports cars with ease. The additional space provides an invaluable working environment for daily transport operations or small teams at race meetings.

Along with a high standard specification, the range and scope of individual options for storage and operational features further extends its capability.

Race Transporter 6 chassis design positions wheels under the bed providing a full width floor. To manage bed height and maintain a low centre of gravity **Race Transporter 6** has tri-axle running gear with 10" wheels and low profile tyres. 6.5m bed length models feature a 13" low profile tyre for extra durability.



Alsa Remorque

RACE TRANSPORTER 6

RACE TRANSPORTER 6

Purpose, Precision, Performance

Built to outperform, **Race Transporter 6** has been designed around both transport operations and race weekends.

Light-weight materials and intelligent designs provide strength throughout. Combined with a proven chassis and advanced suspension, your journey with **Race Transporter 6** will exceed expectations.

Race Transporter 6 includes many specific features orientated towards providing a productive working environment. Multiple tyre and equipment storage locations are available, with enhanced options offering tailored solutions. Standard interior lighting, remote controlled electric winch, asymmetric side doors and hatches all contribute to making loading effortless.

- **Electric tilt operation** effortlessly creates a low loading angle. Onboard powered.

- **Optional tilt-bed control via App.**



- **Large twin side doors** and front and rear hatches provide practical access to trailers. Separately opening pedestrian doors work well in tight spaces.

Alsa Remorques




- **Rear chassis rollers**



- **Front and rear access hatches** are convenient for reaching inside during vehicle strapping.


- **Electric winch**, 12V with remote control lead. 4,500 lbs capacity, roller fairlead, wire cable and snap hook. On-board battery power. Multi-slide mounting allows side-to-side positioning to suit all towing eye locations.



← **MULTI-SLIDE POSITIONING**

- **Daylight roof** takes advantage of natural daylight to create an enhanced working environment.

- **Electric winch connectors** with additional usability from front and rear sockets.



- **x3 LED lighting strips** as standard

- **LED flood light package** fully illuminates the trailer interior. Switched separately. Powered by on-board battery and includes integrated bodywork housings.




- **Full LED lighting**
LED lights are both super bright and reliable. All lamps are LED technology as standard.

LED lamps: Note
LED lamps are not compatible with all towing vehicles. This may cause unintended consequences. Please check compatibility.

● Standard ○ Optional at extra cost


- **Fully adjustable, quick release, full width wheel chock**
Suitable for cars with low splitters.

- **Commercial type wheel chocks** also available. (see p24)



- **Multiple anchor points** and high strength decking provides strap attachment locations and a high level of grip.

- **Optional deck slick pads** are available to protect race tyres.



- **Tie-down wheel 'sleeve' straps**
Approved by car manufacturers and race teams alike, these straps hold the vehicle safely and securely without straining the suspension geometry.

- **Power and systems enclosure**
allows easy access to battery, hydraulic pump and optional control units.

- **Front floor storage tray** with aluminium gas strut assisted lid provides an ideal location for heavy/bulky items.

Alsa Remorque


● **Triple axle** and light weight **low chassis** ensures excellent stability.



○ **Wheel options**
Alloy wheels available in Silver or diamond cut Anthracite.



● **Floor storage trays** with aluminium gas strut assisted lids provide an ideal location for heavy/bulky items.



● **Body Colour**
Race Transporter 6 range is available in white or black bodywork.



Alsa Remorque

● Standard ○ Optional at extra cost

RACE TRANSPORTER 6

RACE TRANSPORTER


OPTIONS

We've got everything covered


Race Transporters represent the result of 25 years of innovation and development of enclosed transportation trailers. Our focus throughout has been to enable customers to choose the trailer specific to their needs, built up from a practical standard specification.

To that end a comprehensive range of options has been carefully created and is offered to provide tailored solutions for your individual requirements.

Alsa Remorque



○ **Rear facing high level LED floodlights** provide extra visibility for loading and working in low light conditions.



○ **LED flood light package** fully illuminates the trailer interior. Switched separately. Powered by on-board battery and includes integrated bodywork housings.

○ **Additional reverse lights** Super bright side mounted LED reverse lights provide valuable extra visibility for close movement at night.

○ **Awning**

For added protection from the elements, this proven design is available in single or double sided versions.



Alsa Remorque

○ **Solar panel**

Roof mounted solar panel trickle charges the tilt bed battery.



○ **Rear-view camera**

For backing into tight spaces, a rear-view camera provides assistance and reassurance.



○ **Wheel options**

Alloy wheels available in Silver or diamond cut Anthracite. Alloy wheels features BJT centre caps and safety locking wheel bolts.




○ **360° vision**

Four cameras enable 360° vision for all round visibility and safe manoeuvring. With a wirelessly connected monitor in the tow vehicle, the screen can switch views based on the indicator position.



○ **Aluminium side storage racks**

Pair (LH and RH) of 3 shelf storage racks for smaller items. 600mm wide x 76mm deep.



○ **Hand wash station, 2.5 litre, self contained** with the ability to hold and maintain warm water. Basin folds away when not in use.

○ **Paper towel dispenser**



○ **Mains power unit and USB charge points**

With three mains sockets and two USB charging points, the distribution box allows for use of multiple devices when the trailer is connected to the mains.



○ **Deck slick pads**

Cars with soft compound or 'slick' tyres, can benefit from deck slick pads placed under each tyre. This raises the tyre contact area level with the punched deck.



○ **Commercial type wheel chocks**

For use with vehicles with higher ground clearance. Fully adjustable, quick release wheel chock system engages directly into the trailer chassis.



○ **Tie-down wheel 'sleeve' straps**

Approved by car manufacturers and race teams alike, these straps hold the vehicle safely and securely without straining the suspension geometry.

Standard on Race Transporter 5 and 6.




○ **Assistor ramps offer ultra-low loading angles.**

Stored just inside the trailer rear door for travel.

○ **Store station** with storage shelves and facility to carry 20 litre Jerry cans.


Race Transporter 4 & 5 only.




○ **Premium store station** increases storage capacity with 4 x 20ltr Jerry can capacity and incorporates 8 removable storage bins, ideal for organising smaller components.

The upgrade is completed by an aluminium triple-grip fascia.

Race Transporter 5 & 6 only.




○ **Tyre rack**
Transport of multiple spare wheels and tyres is easily accomplished with a high level tyre rack. Its design places the wheels above average bonnet height, so keeping useful space available on the trailer bed. Safety and security of the transported wheels is provided by a unique strap system.




○ **Workbench**
Convert your tyre rack into a usable workbench.

Includes panel station for convenient storage when used as a tyre rack.



○ **Workbench Vice**
Increase the functionality of your workbench with this fundamental piece of workshop equipment.

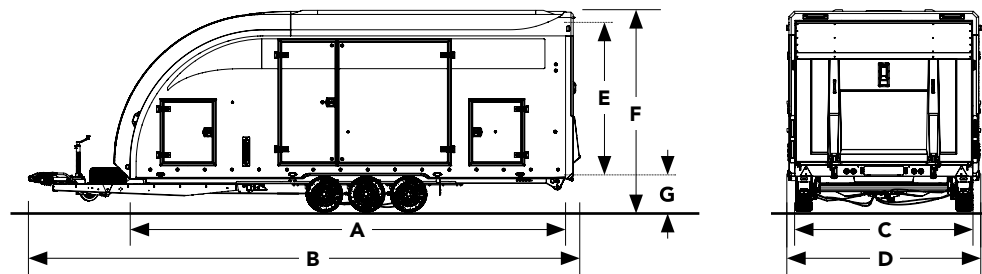
Stored out of the way when not in use.





RACE TRANSPORTER 6

STANDARD EQUIPMENT



MODEL	RACE TRANSPORTER 6									
PRODUCT CODE	396-2010	396-3010	396-2030	396-3030	396-2020	396-3020	396-2040	396-3040	396-2060	396-3060
CAPACITY										
Gross kg	3,500	3,500	3,500	3,500	3,500	3,500	3,500	3,500	3,500	3,500
Load kg	2,060	2,060	2,000	2,000	1,960	1,960	1,930	1,930	1,840	1,840
Unladen trailer weight kg	1,440	1,440	1,500	1,500	1,540	1,540	1,570	1,570	1,660	1,660
DIMENSIONS										
Chassis length m A	5.50	5.50	5.50	5.50	6.00	6.00	6.00	6.00	6.50	6.50
Minimum usable bed length m	5.38	5.38	5.38	5.38	5.88	5.88	5.88	5.88	6.38	6.38
Overall length m B	7.20	7.20	7.20	7.20	7.70	7.70	7.70	7.70	8.20	8.20
Internal width m C	2.12	2.12	2.29	2.29	2.12	2.12	2.29	2.29	2.29	2.29
Overall width m D	2.39	2.39	2.56	2.56	2.39	2.39	2.56	2.56	2.56	2.56
Internal height m E	1.88	1.88	1.88	1.88	1.88	1.88	1.88	1.88	1.88	1.88
Overall height (unloaded) m F	2.64	2.64	2.64	2.64	2.64	2.64	2.64	2.64	2.67	2.67
Bed height (unloaded) m G	0.58	0.58	0.58	0.58	0.58	0.58	0.58	0.58	0.67	0.67
OPERATION										
Loading operation (electric hydraulics – includes built-in battery level indicator/gauge)	●	●	●	●	●	●	●	●	●	●
Electric winch plus battery on-board	●	●	●	●	●	●	●	●	●	●
Cast steel coupling head with integral high security lock	●	●	●	●	●	●	●	●	●	●
Adjustable wheel chock – quick release, 55mm high, suitable for cars with low splitters	●	●	●	●	●	●	●	●	●	●
Pre-galvanised storage tray – central x2 and front x2	●	●	●	●	●	●	●	●	●	●
EXTERIOR/DOORS										
Body colour	White	Black	White	Black	White	Black	White	Black	White	Black
Full body length black vinyl body stripe package (not available on black body option)	●	●	●	●	●	●	●	●	●	●
Exterior LED lighting all round	●	●	●	●	●	●	●	●	●	●
Side doors	Twin (2 sides)	Twin (2 sides)	Twin (2 sides)	Twin (2 sides)	Twin (2 sides)	Twin (2 sides)	Twin (2 sides)	Twin (2 sides)	Twin (2 sides)	Twin (2 sides)
Front and rear access hatches	●	●	●	●	●	●	●	●	●	●
Rear door – aluminium and steel construction with body moulding	●	●	●	●	●	●	●	●	●	●
Daylight roof	●	●	●	●	●	●	●	●	●	●
RUNNING GEAR										
Wheel size	10" (195/55)	10" (195/55)	10" (195/55)	10" (195/55)	10" (195/55)	10" (195/55)	10" (195/55)	10" (195/55)	13" (195/55)	13" (195/55)
Axles	3	3	3	3	3	3	3	3	3	3
Spare wheel	●	●	●	●	●	●	●	●	●	●
Heavy duty jockey wheel	●	●	●	●	●	●	●	●	●	●
WARRANTY										
5 year extended chassis warranty	●	●	●	●	●	●	●	●	●	●

● Standard — Not available

*Weights stated are approximate and are based on a trailer with no optional extras fitted

RACE TRANSPORTER

QUALITY

Brian James Trailers are manufacturers of class leading trailers since 1979. When you buy a Brian James Trailer you can be absolutely certain that it is designed and constructed to the highest possible standards. Our engineers combine top-quality craftsmanship with the best materials and first-class presentation. Light but strong, our trailers are crafted to enhance safety, efficiency and durability.

5 Year Extended Chassis Warranty

All of our trailers come with a standard 1 year non-transferable manufacturer's warranty covering the integrity of the chassis, which can be extended to 5 years at no additional charge upon registration.

This 5 year extended warranty applies to the chassis only. All other components are subject to a standard 1 year warranty, subject to fair wear and tear.

5 * 5 YEAR
EXTENDED
WARRANTY

RACE TRANSPORTER
STYLE, SUBSTANCE, SPACE



Standards



* 1 year warranty as standard. Additional 4 year warranty period requires product registration.

Alsa Remorque

BRIAN JAMES TRAILERS

» Connected to you

Your official dealer :

ALSA REMORQUE - BRIAN JAMES ALSACE

22 route de Colmar
67600 Sélestat

Tél. 03 88 92 02 19 GSM 06 47 12 84 90

<https://www.alsa-remorque.fr> info@alsa-remorque.fr
<https://www.brianjamesalsace.fr> brian.james.alsace@gmail.com

NOTES

All images used are for illustrative purposes only and may show non-standard equipment and finishes. All products are subject to change without prior notice due to our continuous development programme.

© BRIAN JAMES TRAILERS LIMITED



THE QUEEN'S AWARDS
FOR ENTERPRISE:
INTERNATIONAL TRADE
2018

Brian James Trailers Limited.
Sopwith Way, Drayton Fields Industrial Estate
Daventry, Northampton, NN11 8PB

Brian James Trailers are available by contacting our official dealer.

Dealer information

Alsa Remorque